

Piano

MEDITATION ON STILLE NACHT

Handbell Solo with Piano

PERFORMANCE NOTES:

Meditation on Stille Nacht was arranged one snowy morning several years ago while our family was snowbound. While the snow lightly floated to the ground, my intent was to capture the wonder, the awe, and the majesty of that first Christmas night.

For the Pianist:

As with the Soloist, rubato, rubato, rubato! Be prepared to stretch and release tempos with the soloist. Play with much expression, allowing the piano to sing in subtle ways. This will keep the bells at the forefront. Bring out any melody snippets (e.g. mm. 10, 14, 54-57). Build to a big climax in m. 42. From that point on, allow the music to gently unwind.

Enjoy!

STILLE NACHT
arr. Brian Childers

Gently ♩ = 86

Handbells

Gently ♩ = 86

Piano

mp

con ped.

Copyright © 2007 Sonology Music
DBA Solo To Ensemble Project (STEP)
Copying prohibited. All rights reserved.

The musical score consists of three systems. Each system has a handbell part on a single treble clef staff and a piano accompaniment on two staves (treble and bass clefs).
- System 1 (Measures 9-13): Handbell part starts with a half note G4, followed by quarter notes A4, B4, C5, and a half note B4. Piano part features a steady eighth-note bass line and chords in the treble.
- System 2 (Measures 14-17): Handbell part continues with quarter notes D5, E5, F5, and a half note E5. Piano part continues with similar accompaniment.
- System 3 (Measures 18-21): Handbell part has quarter notes G5, F5, E5, and a half note D5. Piano part concludes with a final chord in the treble and a steady bass line.
Dynamics: *mp* (mezzo-piano) for the handbell part, *p* (piano) for the piano accompaniment.

Handwritten musical score for measures 22-25. The top staff is a single melodic line. The bottom two staves are piano accompaniment. Measure numbers 22, 23, 24, and 25 are indicated above the staves.

Handwritten musical score for measures 26-30. The top staff is a single melodic line. The bottom two staves are piano accompaniment. Measure numbers 26, 27, 28, 29, and 30 are indicated above the staves. A piano (*p*) dynamic marking is present in measure 27.

Handwritten musical score for measures 31-36. The top staff is a single melodic line. The bottom two staves are piano accompaniment. Measure numbers 31, 32, 33, 34, 35, and 36 are indicated above the staves. Dynamic markings include *mp* in measure 31 and *mf* in measure 36.

37 *broadly* 38 39
mf

37 38 39
broadly

40 41 *molto rit.* 42 43 *Freely*
ff *mp*

40 41 42 *8va* 43 *Freely*
molto rit. *ff* *mp*

44 45 46

44 45 46

Musical score for piano, measures 47-59. The score is arranged in three systems, each with a vocal line and a piano accompaniment. The piano part consists of a right-hand and a left-hand line. Measure 47 features a melodic line in the vocal part and chords in the piano. Measure 48 includes triplets in the piano accompaniment. Measure 49 is marked 'a tempo'. Measure 50 continues the melodic and harmonic development. Measure 51 shows a change in the piano accompaniment. Measure 52 is marked 'rit.'. Measure 53 features a whole note chord in the vocal part. Measure 54 includes a mezzo-forte (mp) dynamic marking. Measure 55 is marked 'p' (piano). Measure 56 is marked 'slowing'. Measure 57 continues the melodic line. Measure 58 includes an 8va (octave) marking in the piano accompaniment. Measure 59 ends with a fermata and a 'Ped.' (pedal) marking.

Handbells

MEDITATION ON STILLE NACHT






Handbell Solo with Piano

STILLE NACHT
arr. Brian Childers

3 Octaves
Handbells Used: 15



Gently ♩ = 86



Copyright © 2007 Sonology Music
DBA Solo To Ensemble Project (STEP)
Copying prohibited. All rights reserved.

43 **Freely** 44 45 46 47

mp

48 49 *a tempo* 50 52 *rit.* 53

54 56 *slowing* 57 58 59

p

PERFORMANCE NOTES:

Meditation on Stille Nacht was arranged one snowy morning several years ago while our family was snowbound. While the snow lightly floated to the ground, my intent was to capture the wonder, the awe, and the majesty of that first Christmas night.

For the Soloist:

Rubato is the word on this arrangement. Make it yours! Be expressive. Dynamic markings have been kept at a minimum. Do not hesitate to expand on what's already in the score. Feel free to stretch tempos as needed, especially during the ascending and descending eighth note scale patterns. For the octave leaps, it will be helpful to reset the lower Cs (C6 in m. 26, C5 in m. 31) to facilitate the quick move. Ample time is given to replace the C6. (The C5 does not play any more in this setting.)

Enjoy!